



## Quebec Masters (2) Teams

### **From Left-to-Right**

**Top Row:** Antonio Gallardo, Winston Wong, Richard Duceppe, Warren Huxham, Glen Wilson, Jeff Tory, Steve Wren, Daniel Fortin

**Front Row (kneeling):** Stephanie Parisot, Roxanne Gagne, Louise Lefebvre, Suzanne Dufresne, Danielle Shienks, Martine Gariepy (missing)

**Lying down (in front):** Team Captain & Manager: Laurie Lanfer



Education,  
Loisir et Sport  
Québec











# 2012 CHAMPIONNATS CANADIENS DES MAÎTRES

## DE SQUASH EN ÉQUIPE

### LISTES DES ÉQUIPE



TEAM	PROV.	PLAYER	CAPT.	AGE GROUP	TEAM POS.	PROV. RANK	NAT. RANK	DETAILS
<b>SEED #1</b>	ONT	SCOTT KEMP-GEE		40+	M1	17	39	
<b>ONTARIO</b>	ONT	TRENT HAASE		45+	M2	27	28	
	ONT	MIKE BERTIN		55+	M3	20	65	
	ONT	WALTER BENTLEY		50+	M4	24	73	
	ONT	JULIE HISEY		40+	W1	5	10	
	ONT	ELKA MARKUS		50+	W2	2	15	
	ONT	LISA COATES	<b>CAPT.</b>	45+	W3	14	71	<a href="mailto:lcoates@coqeco.ca">lcoates@coqeco.ca</a>
<b>SEED #2</b>	ALB	JONATHAN HILL	<b>CAPT.</b>	40+	M1	5	59	<a href="mailto:jhill@worldhealth.ca">jhill@worldhealth.ca</a> (403) 807-9004
<b>ALBERTA</b>	ALB	DAVE SAFTON		45+	M2	21	80	
	ALB	IAN BELL		50+	M3	30	73	
	ALB	THOMAS BEDORE		55+	M4	70	85	
	ALB	KATHY CONQUERGOOD		40+	W1	4	NA	
	ALB	BARB WOOD		45+	W2	11	82	
	ALB	BRENDA COOK		50+	W3	37	101	
<b>SEED #3</b>	MAN	DON BUSHUK		40+	M1	15	67	
<b>MANITOBA</b>	MAN	TOM BROWN		45+	M2	5	88	
	MAN	DENIS CHAMBERLAND		50+	M3	NA	421	
	MAN	STEVE YOUNGER	<b>CAPT.</b>	55+	M4	NA	383	<a href="mailto:syounger@shaw.ca">syounger@shaw.ca</a> 204-510-9282
	MAN	DANIEL PARENT		45+	W1	NA	NA	
	MAN	BRENDA CLEVERLY		50+	W2	NA	NA	
	MAN	SHANNON DENNEHY		40+	W3	NA	NA	
<b>SEED #4</b>	QC1	GLEN WILSON		40+	M1	8	NA	
<b>QUEBEC #1</b>	QC1	STEVE WREN		45+	M2	13	48	
	QC1	JEFF TORY		50+	M3	40	NA	
	QC1	DANIEL FORTIN		55+	M4	99	NA	
	QC1	LOUISE LEFEBVRE		40+	W1	6	NA	
	QC1	SUZANNE DUFRESNE		45+	W2	9	NA	
	QC1	DANIELLE SHAIENKS		50+	W3	16	211	
	QC2	LAURIE LANFER	<b>CAPT.</b>					<a href="mailto:ldlanfer@hotmail.com">ldlanfer@hotmail.com</a>
<b>SEED #5</b>	BC	GARETT HENNIGAN	<b>CAPT.</b>	50+	M1	88	245	<a href="mailto:garethennigan@yahoo.com">garethennigan@yahoo.com</a> (604) 733-6632
<b>BRITISH COLUMBIA</b>	BC	DAVE WATSON		45+	M2	139	318	
	BC	ROBERT PACEY		40+	M3	147	454	
	BC	RICK NG		55+	M4	171	NA	
	BC	LAURA RAMSAY		50+	W1	24	41	
	BC	ANNA KIRBYSON		40+	W2	70	116	
	BC	DANA MERRITT		45+	W3	74	NA	
<b>SEED #6</b>	SAS	ALAN FERN		40+	M1	3	315	
<b>SASKATCHEWAN</b>	SAS	GARTH LEWIS		45+	M2	6	190	
	SAS	RUSS WARNER		50+	M3	14	299	
	SAS	BRUCE MacDONALD		55+	M4	23	NA	
	SAS	JULIE SPRINGER-AASS		40+	W1		NA	<b>Local Substitute</b>
	SAS	MARY BERMUDEZ		45+	W2	10	NA	
	SAS	DIANA LEE	<b>CAPT.</b>	50+	W3	8	NA	<a href="mailto:dlee@kanukathuringer.com">dlee@kanukathuringer.com</a> (306) 586-1756
<b>SEED #7</b>	QC2	WARREN HUXHAM		45+	M1	43	NA	
<b>QUEBEC #2</b>	QC2	ANTONIO GALLARDO		40+	M2	56	NA	
	QC2	RICHARD DUCEPPE		55+	M3	100	NA	
	QC2	WINSTON WONG		50+	M4	102	NA	
	QC2	MARTINE GARIEPY		40+	W1	10	NA	
	QC2	STEPHANIE PARISOT		45+	W2	13	NA	
	QC2	ROXANNE GAGNE		50+	W3	22	NA	
	QC2	LAURIE LANFER - CAPT						<a href="mailto:ldlanfer@hotmail.com">ldlanfer@hotmail.com</a>
<b>SEED #8</b>	ATL	CHRIS PETROPOLIS		40+	M1	23	151	
<b>ATLANTIC REGION</b>	ATL	TOM EVANS		45+	M2	3	333	
	ATL	RAY SOUCHEREAU		50+	M3	61	NA	
	ATL	JOHN POWER		55+	M4	18	NA	
	ATL	JANET MACLEOD		45+	W1	8	32	
	ATL	VIOLA HENNESSY		50+	W2	38	250	<b>Local Substitute</b>
	ATL	JANE HICKS	<b>CAPT.</b>	40+	W3	3	94	<a href="mailto:jane.hicks@vac-acc.qc.ca">jane.hicks@vac-acc.qc.ca</a> (902) 218-0105

GROUP "A"

MATCH A1	Équipe A: QUÉBEC #1		Équipe B: ATLANTIC REGION	Résultat					A	B	Équipe Gagnante	Referee		
Friday 3.00pm to 5.00pm	M1	GLEN WILSON	40+	CHRIS PETROPOLIS	40+	11.1	11.4	11.6			3	0	QUÉBEC #1	
	M2	STEVE WREN	45+	TOM EVANS	45+	11.3	11.5	11.5			3	0	QUÉBEC #1	
	M3	JEFF TORY	50+	RAY SOUCHEREAU	50+	11.5	11.5	11.4			3	0	QUÉBEC #1	
	M4	DANIEL FORTIN	55+	JOHN POWER	55+	11.1	11.1	10.12	11.5		3	1	QUÉBEC #1	
	F1	LOUISE LEFEBVRE	40+	JANET MACLEOD	45+	11.5	11.8	11.3			3	0	QUÉBEC #1	
	F2	SUZANNE DUFRESNE	45+	VIOLA HENNESSY	50+	11.7	11.7	11.9			3	0	QUÉBEC #1	
	F3	DANIELLE SHAIENKS	50+	JANE HICKS	40+	6.11	7.11	7.11			0	3	ATLANTIC REGION	
TOTAL										6	1	QUÉBEC #1		

MATCH A2	Équipe A: ONTARIO		Équipe B: BRITISH COLUMBIA	Résultat					A	B	Équipe Gagnante	Referee		
Friday 3.00pm to 5.00pm	M1	SCOTT KEMP-GEE	40+	GARETT HENNIGAN	50+	9.11	11.5	11.8	12.10		3	1	ONTARIO	
	M2	TRENT HAASE	45+	DAVE WATSON	45+	11.2	11.6	11.7			3	0	ONTARIO	
	M3	MIKE BERTIN	55+	ROBERT PACEY	40+	11.8	11.4	5.11	11.6		3	1	ONTARIO	
	M4	WALTER BENTLEY	50+	RICK NG	55+	11.7	11.4	11.5			3	0	ONTARIO	
	F1	JULIE HISEY	40+	LAURA RAMSAY	50+	5.11	11.5	12.10	11.5		3	1	ONTARIO	
	F2	ELKA MARKUS	50+	ANNA KIRBYSON	40+	11.6	11.7	11.4			3	0	ONTARIO	
	F3	LISA COATES	45+	DANA MERRITT	45+	11.3	11.4	11.8			3	0	ONTARIO	
TOTAL										7	0	ONTARIO		

MATCH A3	Équipe A: QUÉBEC #1		Équipe B: BRITISH COLUMBIA	Résultat					A	B	Équipe Gagnante	Referee		
Friday 6.40pm to 8.40pm	M1	GLEN WILSON	40+	GARETT HENNIGAN	50+	11.5	11.6	11.4			3	0	QUÉBEC #1	
	M2	STEVE WREN	45+	DAVE WATSON	45+	7.11	11.6	11.5	11.6		3	0	QUÉBEC #1	
	M3	JEFF TORY	50+	ROBERT PACEY	40+	11.8	11.8	7.11	11.6		3	0	QUÉBEC #1	
	M4	DANIEL FORTIN	55+	RICK NG	55+	11.5	11.4	11.13	11.13	6.11	2	3	BRITISH COLUMBIA	
	F1	LOUISE LEFEBVRE	40+	LAURA RAMSAY	50+	11.3	11.4	11.8			3	0	QUÉBEC #1	
	F2	SUZANNE DUFRESNE	45+	ANNA KIRBYSON	40+	11.8	11.5	11.3			3	0	QUÉBEC #1	
	F3	DANIELLE SHAIENKS	50+	DANA MERRITT	45+	9.11	11.5	11.8	11.5		1	3	BRITISH COLUMBIA	
TOTAL										5	2	QUÉBEC #1		

MATCH A4	Équipe A: ONTARIO		Équipe B: ATLANTIC REGION	Résultat					A	B	Équipe Gagnante	Referee		
Friday 6.40pm to 8.40pm	M1	SCOTT KEMP-GEE	40+	CHRIS PETROPOLIS	40+	11.5	10.12	11.5	11.9		3	1	ONTARIO	
	M2	TRENT HAASE	45+	TOM EVANS	45+	9.11	11.5	11.5	11.4		3	1	ONTARIO	
	M3	MIKE BERTIN	55+	RAY SOUCHEREAU	50+	11.7	8.11	11.5	11.4		3	1	ONTARIO	
	M4	WALTER BENTLEY	50+	JOHN POWER	55+	11.6	11.4	11.8			3	0	ONTARIO	
	F1	JULIE HISEY	40+	JANET MACLEOD	40+	11.5	11.7	11.1			3	0	ONTARIO	
	F2	ELKA MARKUS	50+	VIOLA HENNESSY	45+	11.2	11.4	8.11	11.7		3	1	ONTARIO	
	F3	LISA COATES	45+	JANE HICKS	50+	12.10	9.11	11.9	11.2		3	1	ONTARIO	
TOTAL										7	0	ONTARIO		

MATCH A5	Équipe A: ONTARIO		Équipe B: QUÉBEC #1	Résultat					A	B	Équipe Gagnante	Referee		
Satdy 9.00am to 11.40am	M1	SCOTT KEMP-GEE	40+	GLEN WILSON	40+	9.11	9.11	4.11			0	3	QUÉBEC #1	
	M2	TRENT HAASE	45+	STEVE WREN	45+	5.11	9.11	8.11			0	3	QUÉBEC #1	
	M3	MIKE BERTIN	55+	JEFF TORY	50+	11.7	9.11	9.11	4.11		1	3	QUÉBEC #1	
	M4	WALTER BENTLEY	50+	DANIEL FORTIN	55+	11.2	11.2	11.6			3	0	ONTARIO	
	F1	JULIE HISEY	40+	LOUISE LEFEBVRE	40+	11.6	6.11	7.11	4.11		1	3	QUÉBEC #1	
	F2	ELKA MARKUS	50+	SUZANNE DUFRESNE	45+	8.11	8.11	11.8	11.8	12.10	3	2	ONTARIO	
	F3	LISA COATES	45+	DANIELLE SHAIENKS	50+	11.1	11.5	11.6			3	0	ONTARIO	
TOTAL										3	4	QUÉBEC #1		

MATCH A6	Équipe A: ATLANTIC REGION		Équipe B: BRITISH COLUMBIA	Résultat					A	B	Équipe Gagnante	Referee		
Satdy 9.00am to 11.40am	M1	CHRIS PETROPOLIS	40+	GARETT HENNIGAN	50+	11.6	11.8	11.9			3	0	ATLANTIC	
	M2	TOM EVANS	45+	DAVE WATSON	45+	14.12	11.2	9.11	1.11	6.11	2	3	BRITISH COLUMBIA	
	M3	RAY SOUCHEREAU	50+	ROBERT PACEY	40+	3.11	10.12	5.11			0	3	BRITISH COLUMBIA	
	M4	JOHN POWER	55+	RICK NG	55+	11.13	7.11	11.8	9.11		1	3	BRITISH COLUMBIA	
	F1	JANET MACLEOD	45+	LAURA RAMSAY	50+	5.11	11.9	11.5	6.11	11.2	3	2	ATLANTIC	
	F2	VIOLA HENNESSY	50+	ANNA KIRBYSON	40+	8.11	11.80	2.11	3.11		1	3	BRITISH COLUMBIA	
	F3	JANE HICKS	40+	DANA MERRITT	45+	8.11	11.7	11.8	11.7		3	1	ATLANTIC	
TOTAL										3	4	BRITISH COLUMBIA		

# 2012 CHAMPIONNATS CANADIENS DES MAÎTRES

## DE SQUASH EN ÉQUIPE

### GROUP "B" - MATCHES



GROUP "B"															
MATCH	Équipe A: ALBERTA			Équipe B: QUÉBEC #2			Résultat				A	B	Équipe Gagnante	Referee	
M1 Friday 4.20pm to 6.20pm	M1	JONATHAN HILL	40+	v	WARREN HUXHAM	45+	12.10	11.3	11.7			3	0	ALBERTA	
	M2	DAVE SAFTON	45+	v	ANTONIO GALLARDO	40+	11.5	12.1	2.11	4.11	12.10	2	3	QUÉBEC #2	
	M3	IAN BELL	50+	v	RICHARD DUCEPPE	55+	11.6	11.4	11.3			3	0	ALBERTA	
	M4	THOMAS BEDORE	55+	v	WINSTON WONG	50+	11.6	11.5	11.4			3	0	ALBERTA	
	F1	KATHY CONQUERGOOD	40+	v	MARTINE GARIEPY	40+	12.10	11.5	11.5			3	0	ALBERTA	
	F2	BARB WOOD	45+	v	STEPHANIE PARISOT	45+	11.2	11.5	11.3			3	0	ALBERTA	
	F3	BRENDA COOK	50+	v	ROXANNE GAGNE	50+	11.4	3.11	11.4	11.10		3	1	ALBERTA	
TOTAL												6	1	ALBERTA	
M1 Friday 4.20pm to 6.20pm	M1	DON BUSHUK	40+	v	ALAN FERN	40+	11.8	12.10	11.5			3	0	MANITOBA	
	M2	TOM BROWN	45+	v	GARTH LEWIS	45+	DEFAULT-GARTH'S BAG DIDN'T SHOW UP				3	0	MANITOBA		
	M3	DENIS CHAMBERLAND	50+	v	RUSS WARNER	50+	11.9	12.10	11.7			3	0	MANITOBA	
	M4	STEVE YOUNGER	55+	v	BRUCE MacDONALD	55+	11.7	9.11	13.15	11.6	11.1	3	2	MANITOBA	
	F1	DANIEL PARENT	45+	v	JULIE SPRINGER-AASS	40+	11.9	6.11	12.10	10.12	5.11	2	3	SASKATCHEWAN	
	F2	BRENDA CLEVERLY	50+	v	MARY BERMUDEZ	45+	11.2	11.2	11.4			3	0	MANITOBA	
	F3	SHANNON DENNEHY	40+	v	DIANA LEE	50+	11.8	9.11	11.9	11.4		3	1	MANITOBA	
TOTAL												6	1	MANITOBA	
M1 Friday 8.00pm to 10.00pm	M1	DON BUSHUK	40+	v	WARREN HUXHAM	45+	11.7	11.5	11.9			3	0	MANITOBA	
	M2	TOM BROWN	45+	v	ANTONIO GALLARDO	40+	11.0	11.9	11.0			3	0	MANITOBA	
	M3	DENIS CHAMBERLAND	50+	v	RICHARD DUCEPPE	55+	11.13	11.6	11.8			3	0	MANITOBA	
	M4	STEVE YOUNGER	55+	v	WINSTON WONG	50+	11.7	11.8	11.8			3	0	MANITOBA	
	F1	DANIEL PARENT	45+	v	MARTINE GARIEPY	40+	11.9	11.8	5.11	11.9		1	3	QUÉBEC #2	
	F2	BRENDA CLEVERLY	50+	v	STEPHANIE PARISOT	45+	11.5	3.11	11.6	11.7		3	1	MANITOBA	
	F3	SHANNON DENNEHY	40+	v	ROXANNE GAGNE	50+	5.11	11.5	15.13	8.11	13.11	3	2	MANITOBA	
TOTAL												6	1	MANITOBA	
M1 Friday 8.00pm to 10.00pm	M1	JONATHAN HILL	40+	v	ALAN FERN	40+	11.7	11.2	11.5			3	0	ALBERTA	
	M2	DAVE SAFTON	45+	v	GARTH LEWIS	45+	11.7	11.9	11.6			3	0	ALBERTA	
	M3	IAN BELL	50+	v	RUSS WARNER	50+	13.11	12.10	11.4			3	0	ALBERTA	
	M4	THOMAS BEDORE	55+	v	BRUCE MacDONALD	55+	11.8	4.11	11.8	11.6		3	1	ALBERTA	
	F1	KATHY CONQUERGOOD	40+	v	JULIE SPRINGER-AASS	40+	14.16	11.6	10.12	11.6	11.5	2	3	SASKATCHEWAN	
	F2	BARB WOOD	45+	v	MARY BERMUDEZ	45+	11.4	11.5	11.1			3	0	ALBERTA	
	F3	BRENDA COOK	50+	v	DIANA LEE	50+	11.3	11.8	11.5			3	0	ALBERTA	
TOTAL												6	1	ALBERTA	
M1 Satdy 11.00am to 1.40pm	M1	JONATHAN HILL	40+	v	DON BUSHUK	40+	11.7	11.9	11.7			3	0	ALBERTA	
	M2	DAVE SAFTON	45+	v	TOM BROWN	45+	11.6	7.11	11.5	11.6		3	1	ALBERTA	
	M3	IAN BELL	50+	v	DENIS CHAMBERLAND	50+	11.6	11.3	11.3			3	0	ALBERTA	
	M4	THOMAS BEDORE	55+	v	STEVE YOUNGER	55+	11.3	11.7	11.6			3	0	ALBERTA	
	F1	KATHY CONQUERGOOD	40+	v	DANIEL PARENT	45+	12.10	11.13	8.11	11.3	8.11	3	2	MANITOBA	
	F2	BARB WOOD	45+	v	BRENDA CLEVERLY	50+	11.6	11.5	11.6			3	0	ALBERTA	
	F3	BRENDA COOK	50+	v	SHANNON DENNEHY	40+	11.3	11.5	11.0			3	0	ALBERTA	
TOTAL												6	1	ALBERTA	
M1 Satdy 11.00am to 1.40pm	M1	WARREN HUXHAM	45+	v	ALAN FERN	40+	9.11	3.11	3.11			0	3	SASK	
	M2	ANTONIO GALLARDO	40+	v	GARTH LEWIS	45+	11.8	11.5	3.11	11.4		3	1	QUEBEC 2	
	M3	RICHARD DUCEPPE	55+	v	RUSS WARNER	50+	8.11.	12.10	13.15	3.11		1	3	SASK	
	M4	WINSTON WONG	50+	v	BRUCE MacDONALD	55+	4.11	7.11	11.9	2.11		1	3	SASK	
	F1	MARTINE GARIEPY	40+	v	JULIE SPRINGER-AASS	40+	14.16	3.11	7.11			0	3	SASK	
	F2	STEPHANIE PARISOT	45+	v	MARY BERMUDEZ	45+	11.6	11.8	7.11	11.6		3	1	QUEBEC 2	
	F3	ROXANNE GAGNE	50+	v	DIANA LEE	50+	11.9	11.5	6.11	11.5		3	1	QUEBEC 2	
TOTAL												3	4	SASKATCHEWAN	

GROUP CROSSOVERS

		1st PLACE GROUP "A"			2nd PLACE GROUP "B"			Résultat				A	B	Équipe Gagnante	Referee
SEMI #1		Équipe A: QUÉBEC #1			Équipe B: MANITOBA										
Satdy 3.40pm	M1	GLEN WILSON	40+	v	DON BUSHUK	40+	11.5	11.7	11.5			3	0	QUEBEC 1	
	M2	STEVE WREN	45+	v	TOM BROWN	45+	11.6	11.8	14.12			3	0	QUEBEC	
	M3	JEFF TORY	50+	v	DENIS CHAMBERLAND	50+	11.6	11.8	11.5			3	0	QUEBEC	
to 6.20pm	M4	DANIEL FORTIN	55+	v	STEVE YOUNGER	55+						0	3	MANITOBA	DEFAULT DANIEL
	F1	LOUISE LEFEBVRE	40+	v	DANIELLE PARENT	45+	11.6	4.11	9.11	11.6	11.9	3	2	QUEBEC 1	
	F2	SUZANNE DUFRESNE	45+	v	BRENDA CLEVERLY	50+	11.8	11.4	10.12	11.6		3	1	QUEBEC 1	
	F3	DANIELLE SHAIENKS	50+	v	SHANNON DENNEHY	40+	7.11	12.1	11.7	11.9		3	1	QUEBEC 1	
		TOTAL										6	1	QUEBEC 1	

		1st PLACE GROUP "B"			2nd PLACE GROUP "A"			Résultat				A	B	Équipe Gagnante	Referee
SEMI #2		Équipe A: ALBERTA			Équipe B: ONTARIO										
Satdy 3.40pm	M1	JONATHAN HILL	40+	v	SCOTT KEMP-GEE	40+	11.3	11.6	14.12			3	0	ALBERTA	
	M2	DAVE SAFTON	45+	v	TRENT HAASE	45+	8.11	11.3	5.11	11.9	11.13	2	3	ONTARIO	
	M3	IAN BELL	50+	v	MIKE BERTIN	55+	11.5	6.11	11.2	3.11	10.12	2	3	ONTARIO	
to 6.20pm	M4	THOMAS BEDORE	55+	v	WALTER BENTLEY	50+	12.10	5.11	6.11	7.11		1	3	ONTARIO	
	F1	KATHY CONQUERGOOD	40+	v	JULIE HISEY	40+	10.12	11.7	6.11	6.11		1	3	ONTARIO	
	F2	BARB WOOD	45+	v	ELKA MARKUS	50+	6.11	6.11	4.11			0	3	ONTARIO	
	F3	BRENDA COOK	50+	v	LISA COATES	45+	10.12	4.11	8.11			0	3	ONTARIO	
		TOTAL										1	6	ONTARIO	

		3rd PLACE GROUP "A"			4th PLACE GROUP "B"			Résultat				A	B	Équipe Gagnante	Referee
SEMI #3		Équipe A: BRITISH COLUMBIA			Équipe B: QUÉBEC #2										
Satdy 1.40pm	M1	GARETT HENNIGAN	50+	v	WARREN HUXHAM	45+	6.11	11.6	13.15	9.11		1	3	QUEBEC 2	
	M2	DAVE WATSON	45+	v	ANTONIO GALLARDO	40+	8.11	5.11	11.8	4.11		1	3	QUEBEC 2	
	M3	ROBERT PACEY	40+	v	RICHARD DUCEPPE	55+	7.11	6.11	11.6	11.4	11.4	3	2	BRITISH COLUMBIA	
to 4.20pm	M4	RICK NG	55+	v	WINSTON WONG	50+	11.17	11.3	11.8			3	0	BRITISH COLUMBIA	
	F1	LAURA RAMSAY	50+	v	MARTINE GARIEPY	40+	11.8	11.7	11.7			3	0	BRITISH COLUMBIA	
	F2	ANNA KIRBYSON	40+	v	STEPHANIE PARISOT	45+	10.12	11.2	11.8	8.11	13.11	3	2	BRITISH COLUMBIA	
	F3	DANA MERRITT	45+	v	ROXANNE GAGNE	50+	15.13	6.11	9.11	12.1	10.12	2	3	QUEBEC 2	
		TOTAL										4	3	BRITISH COLUMBIA	

		3rd PLACE GROUP "B"			4th PLACE GROUP "A"			Résultat				A	B	Équipe Gagnante	Referee
SEMI #4		Équipe A: SASKATCHEWAN			Équipe B: ATLANTIC REGION										
Satdy 1.40pm	M1	ALAN FERN	40+	v	CHRIS PETROPOLIS	40+	11.50	11.7	13.11			3	0	SASK	
	M2	GARTH LEWIS	45+	v	TOM EVANS	45+	13.15	11.15	11.6	11.9		3	1	SASK	
	M3	RUSS WARNER	50+	v	RAY SOUCHEREAU	50+	11.4	11.3	11.5			3	0	SASK	
to 4.20pm	M4	BRUCE MacDONALD	55+	v	JOHN POWER	55+	9.11	11.8	9.11	12.1	6.11	2	3	ATLANTIC	
	F1	JULIE SPRINGER-AASS	40+	v	JANET MACLEOD	40+	10.12	6.11	11.6	3.11		1	3	ATLANTIC	
	F2	MARY BERMUDEZ	45+	v	VIOLA HENNESSEY	45+	2.11	8.11	8.11			0	3	ATLANTIC	
	F3	DIANA LEE	50+	v	JANE HICKS	50+	4.11	8.11	8.11			0	3	ATLANTIC	
		TOTAL										3	4	ATLANTIC	

FINALS PLAYOFFS

1st & 2nd POSITION - CHAMPIONSHIP MATCH

	Équipe A: QUÉBEC #1		Équipe B: ONTARIO		Résultat					A	B	Équipe Gagnante	Referee	
M1	GLEN WILSON	40+	v	SCOTT KEMP-GEE	40+	11.6	11.6	11.8			3	0	QUÉBEC 1	
M2	STEVE WREN	45+	v	TRENT HAASE	45+	12.10	11.8	11.8			3	0	QUÉBEC 1	
M3	JEFF TORY	50+	v	MIKE BERTIN	55+	11.9	11.4	11.13	13.11		3	1	QUÉBEC 1	
M4	DANIEL FORTIN	55+	v	WALTER BENTLEY	50+	8.11	6.11	12.10	5.11		1	3	ONTARIO	
F1	LOUISE LEFEBVRE	40+	v	JULIE HISEY	40+	8.11	4.11	11.6	11.8	11.8	3	2	QUÉBEC 1	
F2	SUZANNE DUFRESNE	45+	v	ELKA MARKUS	50+	8.11	8.11	7.11			0	3	ONTARIO	
F3	DANIELLE SHAIENKS	50+	v	LISA COATES	45+	7.11	2.11	8.11			0	3	ONTARIO	
TOTAL											4	3	QUÉBEC 1	

3rd & 4th POSITION

	Équipe B: MANITOBA		Équipe A: ALBERTA		Résultat					A	B	Équipe Gagnante	Referee	
M1	DON BUSHUK	40+	v	JONATHAN HILL	40+	10.12	5.11	3.11			0	3	ALBERTA	
M2	TOM BROWN	45+	v	DAVE SAFTON	45+	14.16	11.7	2.11	7.11		1	3	ALBERTA	
M3	DENIS CHAMBERLAND	50+	v	IAN BELL	50+	8.11	5.11	2.11			0	3	ALBERTA	
M4	STEVE YOUNGER	55+	v	THOMAS BEDORE	55+	11.9	9.11	3.11	8.11		1	3	ALBERTA	
F1	DANIEL PARENT	45+	v	KATHY CONQUERGOOD	40+	8.11	4.11	4.11			0	3	ALBERTA	
F2	BRENDA CLEVERLY	50+	v	BARB WOOD	45+	7.11	4.11	4.11			0	3	ALBERTA	
F3	SHANNON DENNEHY	40+	v	BRENDA COOK	50+	2.11	4.11	4.11			0	3	ALBERTA	
TOTAL											0	7	ALBERTA	

5th & 6th POSITION

	Équipe A: BRITISH COLUMBIA		Équipe B: ATLANTIC REGION		Résultat					A	B	Équipe Gagnante	Referee	
M1	GARETT HENNIGAN	50+	v	CHRIS PETROPOLIS	40+	11.9	11.9	5.11	9.11	7.11	2	3	ATLANTIC REGION	
M2	DAVE WATSON	45+	v	TOM EVANS	45+	11.1	11.9	10.12	11.6		3	1	BRITISH COLUMBIA	
M3	ROBERT PACEY	40+	v	RAY SOUCHEREAU	50+	11.9	11.9	13.11			3	0	BRITISH COLUMBIA	
M4	RICK NG	55+	v	JOHN POWER	55+	11.5	11.3	4.11	11.9		3	1	BRITISH COLUMBIA	
F1	LAURA RAMSAY	50+	v	JANET MACLEOD	45+	11.9	2.11	11.6	5.11	10.12	2	3	ATLANTIC REGION	
F2	ANNA KIRBYSON	40+	v	VIOLA HENNESSEY	50+	11.7	1.11	8.11	8.11		1	3	ATLANTIC REGION	
F3	DANA MERRITT	45+	v	JANE HICKS	40+	10.12	5.11	7.11			0	3	ATLANTIC REGION	
TOTAL											3	4	ATLANTIC REGION	

7th & 8th POSITION

	Équipe A: QUÉBEC #2		Équipe B: SASKATCHEWAN		Résultat					A	B	Équipe Gagnante	Referee	
M1	WARREN HUXHAM	45+	v	ALAN FERN	40+	8.11	12.10	9.11	5.11		1	3	SASKATCHEWAN	
M2	ANTONIO GALLARDO	40+	v	GARTH LEWIS	45+	8.11	11.9	7.11	11.3	11.7	3	2	QUÉBEC 2	
M3	RICHARD DUCEPPE	55+	v	RUSS WARNER	50+	9.11	1.11	11.5	4.11		1	3	SASKATCHEWAN	
M4	WINSTON WONG	50+	v	BRUCE MacDONALD	55+	10.12	11.3	5.11	9.11		1	3	SASKATCHEWAN	
F1	MARTINE GARIEPY	40+	v	JULIE SPRINGER-AASS	40+	2.11	8.11	11.9	12.14		1	3	SASKATCHEWAN	
F2	STEPHANIE PARISOT	45+	v	MARY BERMUDEZ	45+	11.6	5.11	11.3	8.11	11.1	3	2	QUÉBEC 2	
F3	ROXANNE GAGNE	50+	v	DIANA LEE	50+	3.11	11.5	8.11	11.7	11.3	3	2	QUÉBEC 2	
TOTAL											3	4	SASKATCHEWAN	

GROUP "A"								
	Seed	ONTARIO	QUÉBEC #1	BRITISH COLUMBIA	ATLANTIC REGION	TIE WINS	MATCH WINS	GROUP PLACING
ONTARIO	1		Match A5 3	Match A2 7	Match A4 7	2	17	2nd
QUÉBEC #1	4	Match A5 4		Match A3 5	Match A1 6	3	15	1st
BRITISH COLUMBIA	5	Match A2 0	Match A3 2		Match A6 4	1	6	3rd
ATLANTIC REGION	8	Match A4 0	Match A1 1	Match A6 3		0	4	4th

GROUP "B"								
		ALBERTA	MANITOBA	SASKATCHEWAN	QUÉBEC #2	TIE WINS	MATCH WINS	GROUP PLACING
ALBERTA	2		Match B5 6	Match B4 6	Match B1 6	3	18	1st
MANITOBA	3	Match B5 1		Match B2 6	Match B3 6	2	13	2nd
SASKATCHEWAN	6	Match B4 1	Match B2 1		Match B6 4	1	6	3rd
QUÉBEC #2	7	Match B1 1	Match B3 1	Match B6 3		0	5	4th

PLAYOFFS (GROUP CROSS-OVERS)	FINALS	PLACINGS
---------------------------------	--------	----------

